



Coronavirus Disease 2019 (COVID-19)

Updated August 1, 2020



The national Centers for Disease Control and Prevention (CDC) and the Mississippi State Department of Health continue to closely monitor the outbreak of respiratory illnesses caused by the novel (new) coronavirus COVID-19, and are working to limit the spread of cases nationally and in Mississippi. MSDH is actively working with doctors and hospitals to quickly identify cases and respond effectively to limit this outbreak.



If you have tested positive for COVID-19 or been in contact with someone who has COVID-19 then isolation or quarantine is important to protect others.

▶ **What you should do**

If you are awaiting results of **routine testing** not related to exposure, you may [return to work](#) and follow the safety guidance of your employer.

Report a restaurant not following COVID-19 safety orders : E-mail the details to food@msdh.ms.gov

A Simple Guide to Executive Orders: A handy summary of COVID-19 Executive Orders from the Governor, organized by who and what they apply to (Updated July 27). [View the guide »](#)

Mask and social distancing requirements for six new counties: Twenty-three counties have now been ordered by the Governor to observe stricter limits on gathering sizes, social distance in businesses, and other safety measures to control the high local rates of COVID-19. [Full details »](#)

Healthcare Professionals

Guidance and more →

- ▶ [MSDH guidance](#)
- ▶ [Specimens](#)
- ▶ [Lab dropoff](#)
- ▶ [CDC guidance](#)
- ▶ [MS-HAN Alerts](#)

[ALL HEALTHCARE](#)

Current Cases and Statistics

County and state data →

- ▶ [Current cases and deaths](#)
- ▶ [County data summaries](#)
- ▶ [Data charts and map](#)
- ▶ [Long-term care facilities](#)
- ▶ [Lab testing](#)
- ▶ [Recoveries](#)

[ALL STATISTICS](#)

Prevention, Safety and Testing

Personal and community →

- ▶ [Personal protection](#)
- ▶ [Business and community](#)
- ▶ [Gatherings and events](#)
- ▶ [State agencies](#)
- ▶ [Find COVID-19 testing](#)
- ▶ [After you get tested](#)

[ALL PREVENTION](#)

Mississippi Coronavirus Hotline (7 days a week, 7 a.m.–7 p.m.): **877-978-6453**

Hard of hearing? Dial 711 for assistance.

General Information

- ▶ [Overview, questions and answers, handouts, and information in other languages](#)

COVID-19 in Mississippi

New Cases and Deaths as of July 31

NEW CASES

1,134

New COVID-19 positive test results reported to MSDH as of 6 p.m. yesterday.

NEW DEATHS

30 *

New COVID-19 related deaths reported to MSDH as of 6 p.m. yesterday.

County	Total
Adams	1
Alcorn	1
Claiborne	1
Forrest	1
Harrison	1
Hinds	4
Jefferson Davis	1
Lafayette	2
Lincoln	1
Madison	3
Pike	2
Simpson	2
Smith	1
Sunflower	1
Tunica	1
Winston	1

* **6** confirmed COVID-19 related deaths occurred between July 5 and July 26, identified from death certificate reports. The additional deaths were reported in the following counties:

County	Total
Adams	1
Attala	1
Desoto	1
Lee	1
Marion	1
Tate	1

LTC OUTBREAKS

202

Current outbreaks in long-term care facilities only. (One or more cases among staff or residents counts as an outbreak.)

About our case counts: We currently update our case totals each day based on test results from the previous day. Outside laboratories also report positive test results to us, which are included in our totals. Repeated tests for the same individual are counted only once. County case numbers and deaths may change as investigation finds new or additional information.

County COVID-19 Data

Race and Ethnicity

- ▶ [Total COVID-19 cases and deaths by county, race and ethnicity](#) PDF
Current and past data tables, updated daily

Trends and Data for Individual Counties

- ▶ [Weekly COVID-19 summaries for each Mississippi county](#)

High Cases and Incidence

- ▶ [Mississippi counties ranked by weekly cases and incidence](#)

Cumulative Cases and Deaths by County

Totals of all reported COVID-19 cases for 2020, including those in long-term care (LTC) facilities.

The numbers in this table are provisional. County case numbers and deaths may change as investigation finds new or additional information. The data provided below is the most current available.

County	Total Cases	Total Deaths	Total LTC Facility Cases	Total LTC Facility Deaths
Adams	578	25	45	12
Alcorn	349	4	1	1
Amite	204	5 *	13	2
Attala	495	24	89	20
Benton	124	0	1	0
Bolivar	933	32	48	9
Calhoun	373	8	23	4
Carroll	245	11	45	9
Chickasaw	427	19	35	11
Choctaw	125	4	0	0
Claiborne	399	13	43	9
Clarke	297	25	19	9
Clay	364	14	2	1
Coahoma	648	10	4	2
Copiah	903	23	30	3
Total	59,881	1,693	3,607	759

County	Total Cases	Total Deaths	Total LTC Facility Cases	Total LTC Facility Deaths
--------	-------------	--------------	--------------------------	---------------------------

Covington	576	11	4	1
De Soto	3215	27	41	6
Forrest	1615	51	99	31
Franklin	111	2 *	3	1
George	539	5	1	0
Greene	226	11	35	6
Grenada	805	20	71	11
Hancock	324	14	8	4
Harrison	2067	32	126	14
Hinds	5176	106	237	47
Holmes	835	46	97	20
Humphreys	265	11	19	6
Issaquena	21	1	0	0
Itawamba	306	10	34	7
Jackson	1874	34	68	7
Jasper	373	8	1	0
Jefferson	191	6	6	1
Jefferson Davis	196	6	3	1
Jones	1740	57	168	35
Kemper	223	15	38	9
Lafayette	861	9	67	5
Lamar	1105	12	3	2
Lauderdale	1321	88	205	56
Lawrence	307	5	14	0
Leake	762	25	5	0
Lee	1194	30	66	15
Leflore	827	59	184	42
Lincoln	735	39	115	27
Lowndes	958	30	64	16
Madison	2272	53	172	26
Marion	594	18	15	2
Marshall	556	8	12	1
Total	59,881	1,693	3,607	759

County	Total Cases	Total Deaths	Total LTC Facility Cases	Total LTC Facility Deaths
Monroe	687	50	126	41
Montgomery	291	3	0	0
Neshoba	1190	87	107	35
Newton	514	11	8	1
Noxubee	414	10	16	3
Oktibbeha	1044	34	168	22
Panola	896	11	5	1
Pearl River	480	36	53	14
Perry	213	7	0	0
Pike	819	32	67	15
Pontotoc	716	7	4	1
Prentiss	331	6	24	3
Quitman	220	1	0	0
Rankin	2111	28	87	10
Scott	951	17	15	3
Sharkey	180	1	6	1
Simpson	707	26	15	11
Smith	374	13	54	8
Stone	146	3	2	1
Sunflower	903	22	11	2
Tallahatchie	446	10	7	2
Tate	638	22	31	11
Tippah	294	12	0	0
Tishomingo	306	3	2	0
Tunica	252	6	12	2
Union	513	13	20	8
Walthall	439	18	57	9
Warren	964	25	80	11
Washington	1457	32	39	10
Wayne	731	21	56	10
Webster	195	12	52	11
Wilkinson	183	12	8	2
Winston	566	15	40	11
Total	59,881	1,693	3,607	759

County	Total Cases	Total Deaths	Total LTC Facility Cases	Total LTC Facility Deaths
Yalobusha	312	10	35	7
Yazoo	764	11	21	2
Total	59,881	1,693	3,607	759

* **Note:** A death previously reported in Franklin County has been corrected to Amite County.

Case Classifications

Mississippi investigates and reports both probable and confirmed cases and deaths according to the [CSTE case definition](#).

	Confirmed	Probable	Total
Cases	59,002	879	59,881
Deaths	1,648	45	1,693

Confirmed cases and deaths are generally determined by positive PCR tests, which detect the presence of ongoing coronavirus infection.

Probable cases are those who test positive by other testing methods such as antibody or antigen, and have recent symptoms consistent with COVID-19, indicating a recent infection.

Probable deaths are those individuals with a designation of COVID-19 as a cause of death on the death certificate, but where no confirmatory testing was performed.

Long-Term Care Facility Cases and Outbreaks

Long-term care (LTC) facilities like nursing homes are considered high risk locations because their residents are older or in poor health. Even one case of COVID-19 in these facilities among residents or employees is considered an outbreak. We investigate residents, staff and close contacts of infected individuals for possible exposure. Residential care facilities also represent group living facilities where COVID-19 can be easily spread.

► [Mississippi COVID-19 cases and deaths in long-term care facilities](#) PDF

Long-term care facilities include nursing homes, personal care homes, assisted living homes, and intermediate care facilities for individuals with intellectual disability (ICF-IID)

► [Mississippi COVID-19 cases and deaths in residential care facilities](#) PDF

Residential care facilities include psychiatric or chemical dependency residential treatment centers and long-term acute care facilities.

Active Outbreaks

The table of active outbreaks lists all facilities that have reported a current COVID-19 outbreak. Resident and employee totals are for those cases associated with the current outbreak **only**. The reported deaths are those which have occurred only among the cases in the current outbreak.

► [Mississippi long-term care facilities with active COVID-19 outbreaks](#) PDF

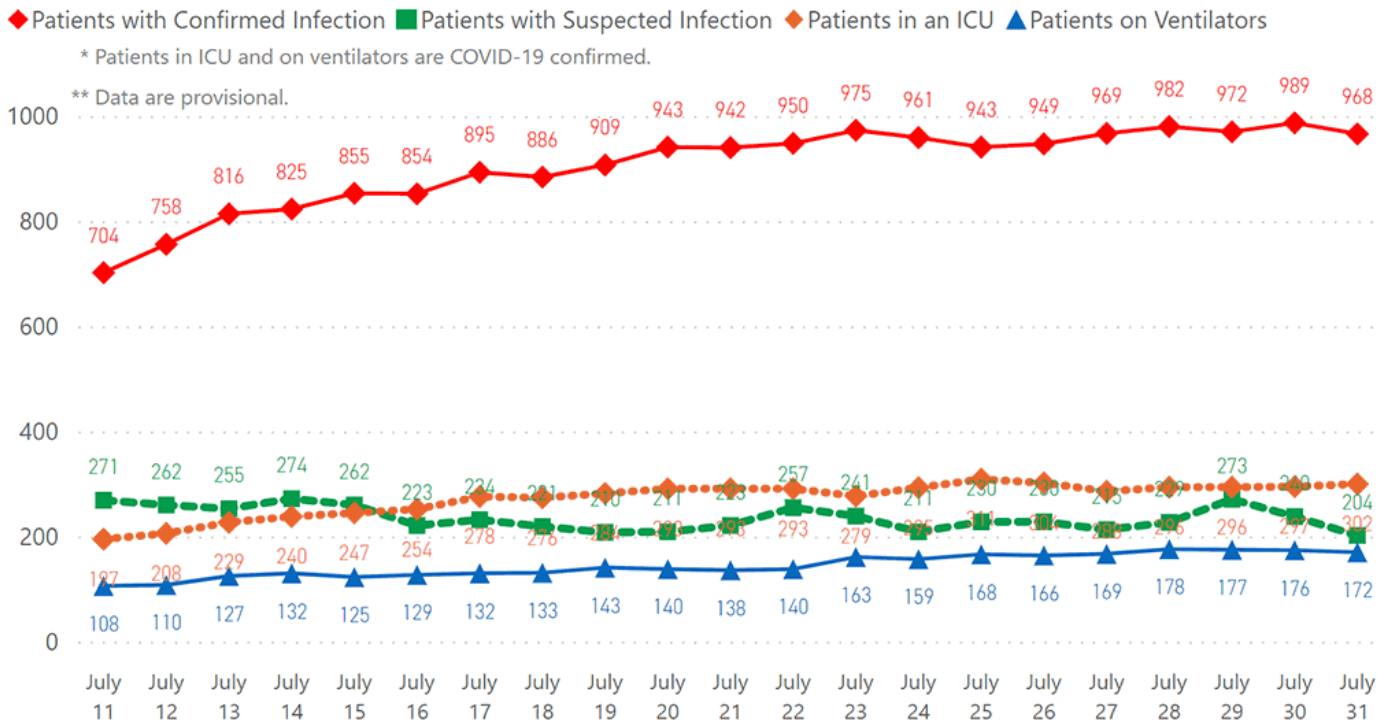
As of July 31, 2020

Mississippi COVID-19 Data Charts and Map

Hospital Usage

- ▶ [Daily hospital capacity reports](#)
- ▶ [View interactive hospitalization chart](#)

COVID-19 Hospitalizations Reported by MS Hospitals, 7/11/20-7/31/20 *,**



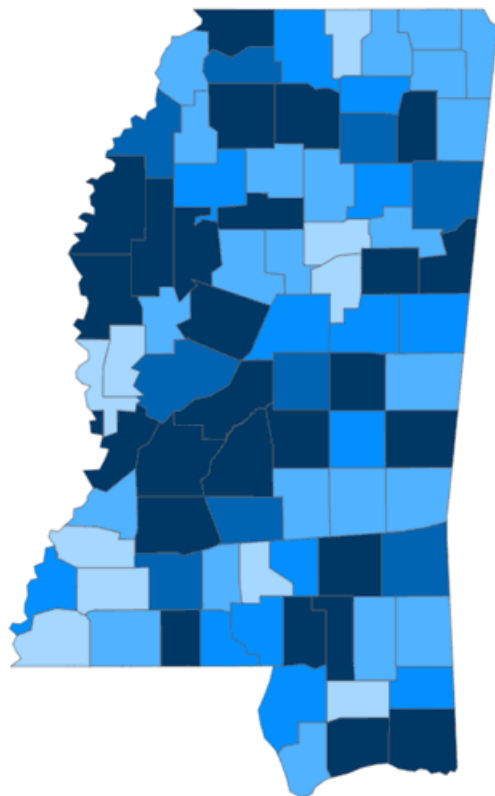
Cases and Deaths Data Charts

Our state case map and other data charts are also available in interactive form.

- ▶ [View interactive map](#)
- ▶ [View interactive epidemiological trend and syndromic surveillance](#)
- ▶ [View interactive hospitalization chart](#)

The charts below are based on available data at the time of publication. Charts do **not** include cases where insufficient details of the case are known.

Mississippi COVID-19 Cases and Deaths by Race with Ethnicity as of 6 pm CT, July 31, 2020



Total Cases
59,881

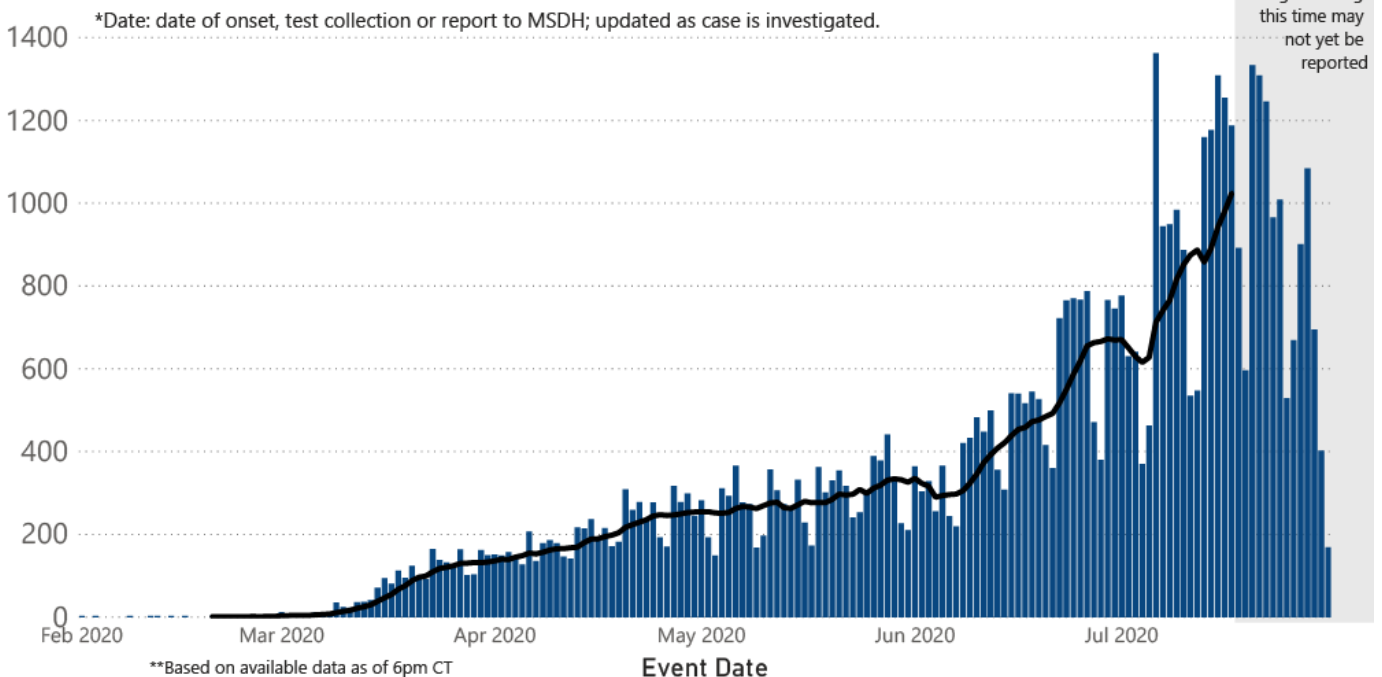
	American Indian or Alaska Native	Asian	Black	White	Other	Unknown
Non Hispanic	442	149	20,373	14,101	710	211
Hispanic	12	8	65	524	1,329	63
Unknown Ethnicity	765	41	5,198	3,978	4,393	7,519

Total Deaths
1,693

	American Indian or Alaska Native	Asian	Black	White	Other	Unknown
Non Hispanic	59	0	782	644	6	0
Hispanic	1	0	2	11	10	1
Unknown Ethnicity	18	1	63	59	15	21

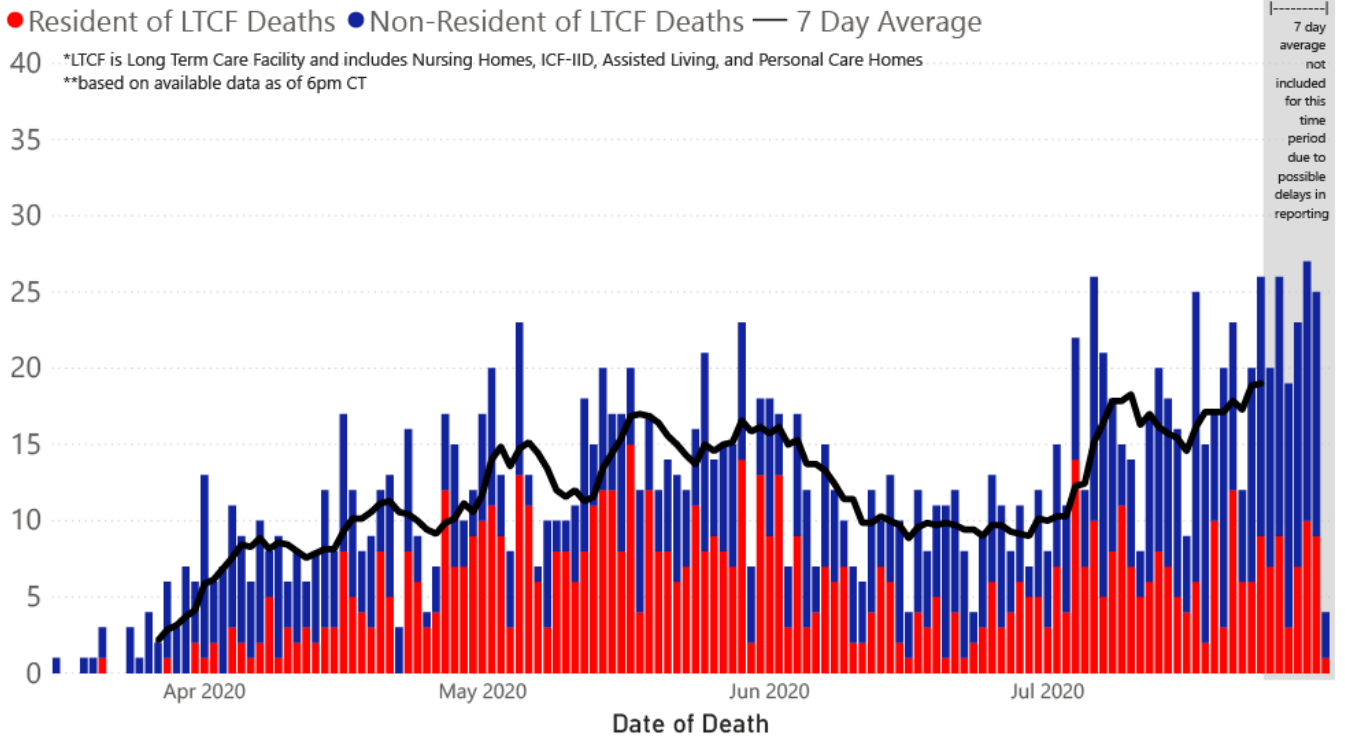
COVID-19 Cases by Date* through July 31, 2020**, Mississippi

● Cases — 7 Day Average

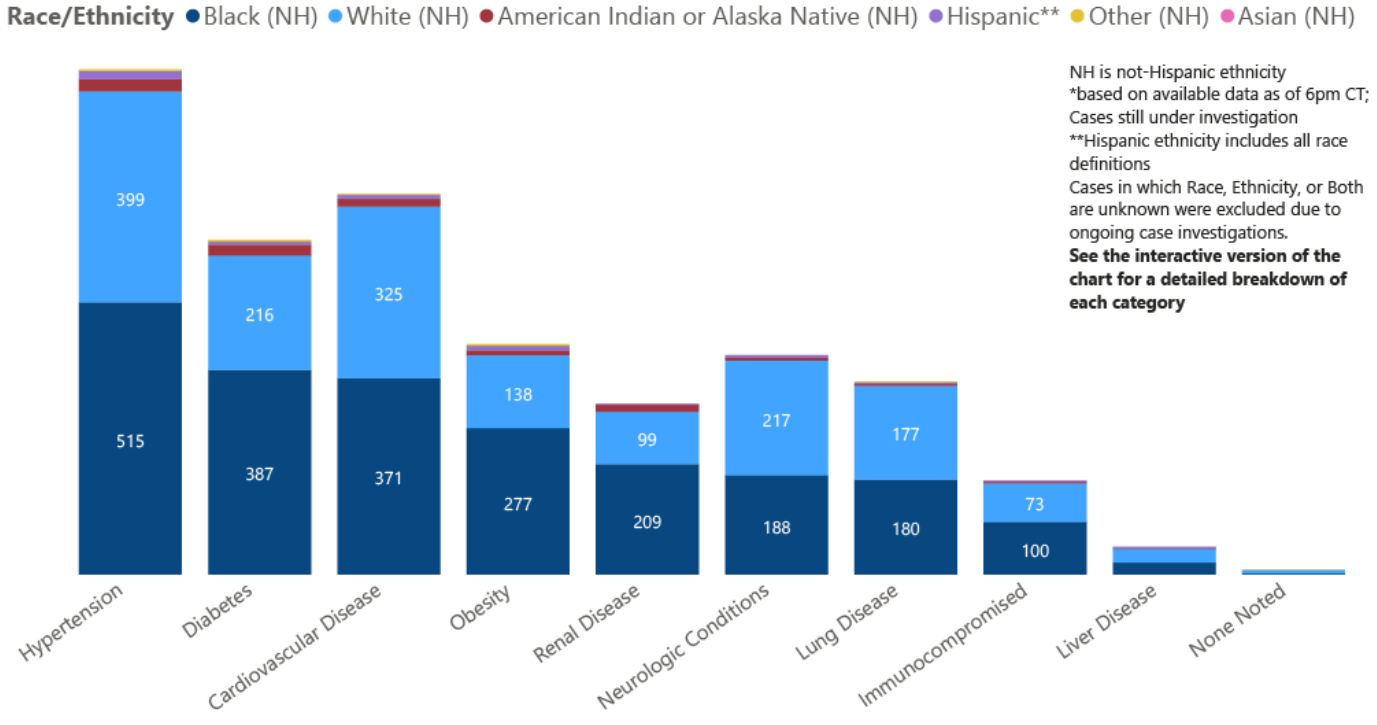


Note: Values up to two weeks in the past on the chart of Cases by Date above can change as we update it with new information from disease investigation.

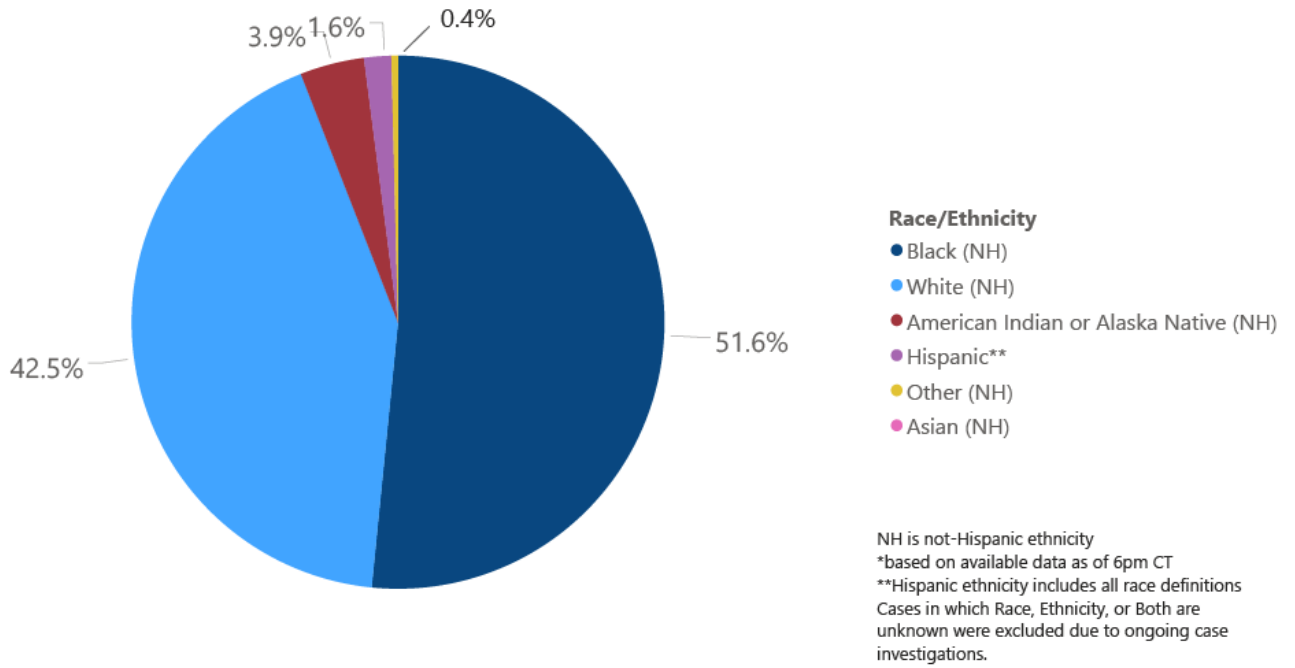
COVID-19 LTCF* and Non-LTCF Deaths by Date of Death through July 31, 2020**, Mississippi



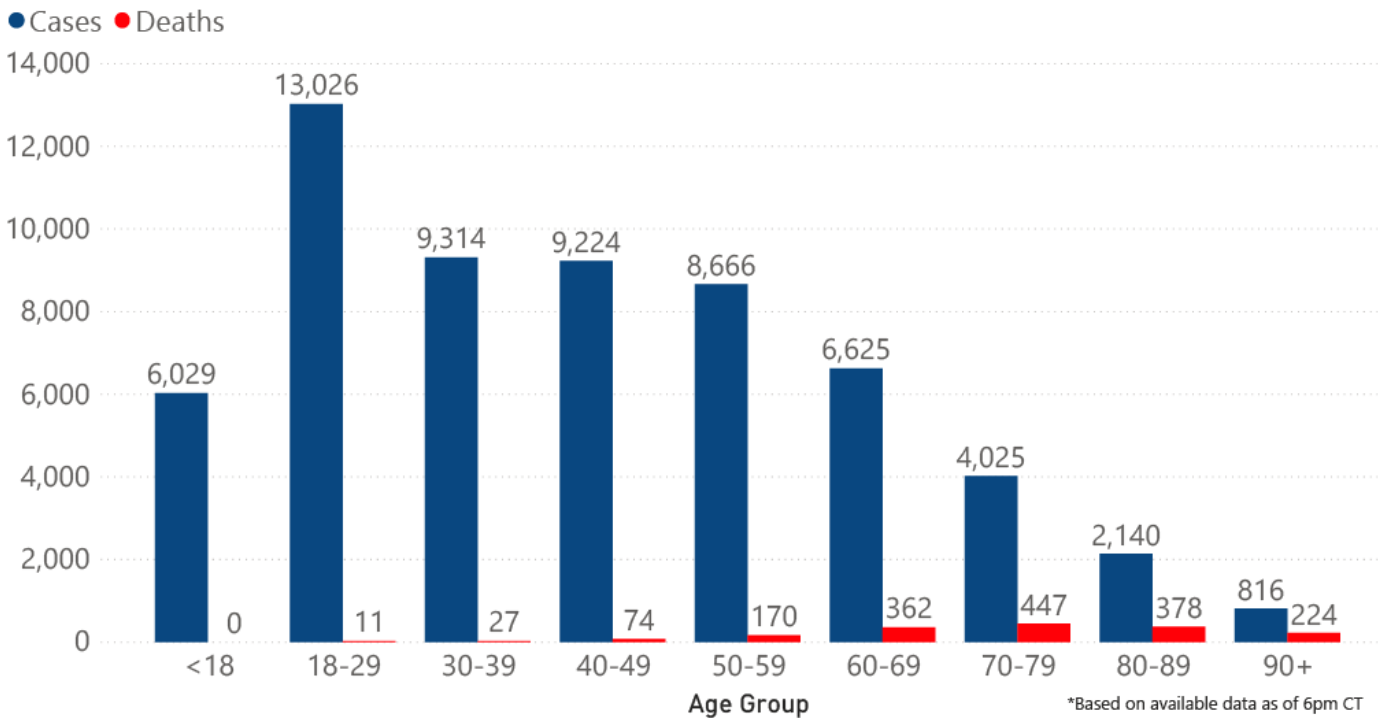
COVID-19 Underlying Conditions in Deaths by Race/Ethnicity through July 31, 2020*, Mississippi



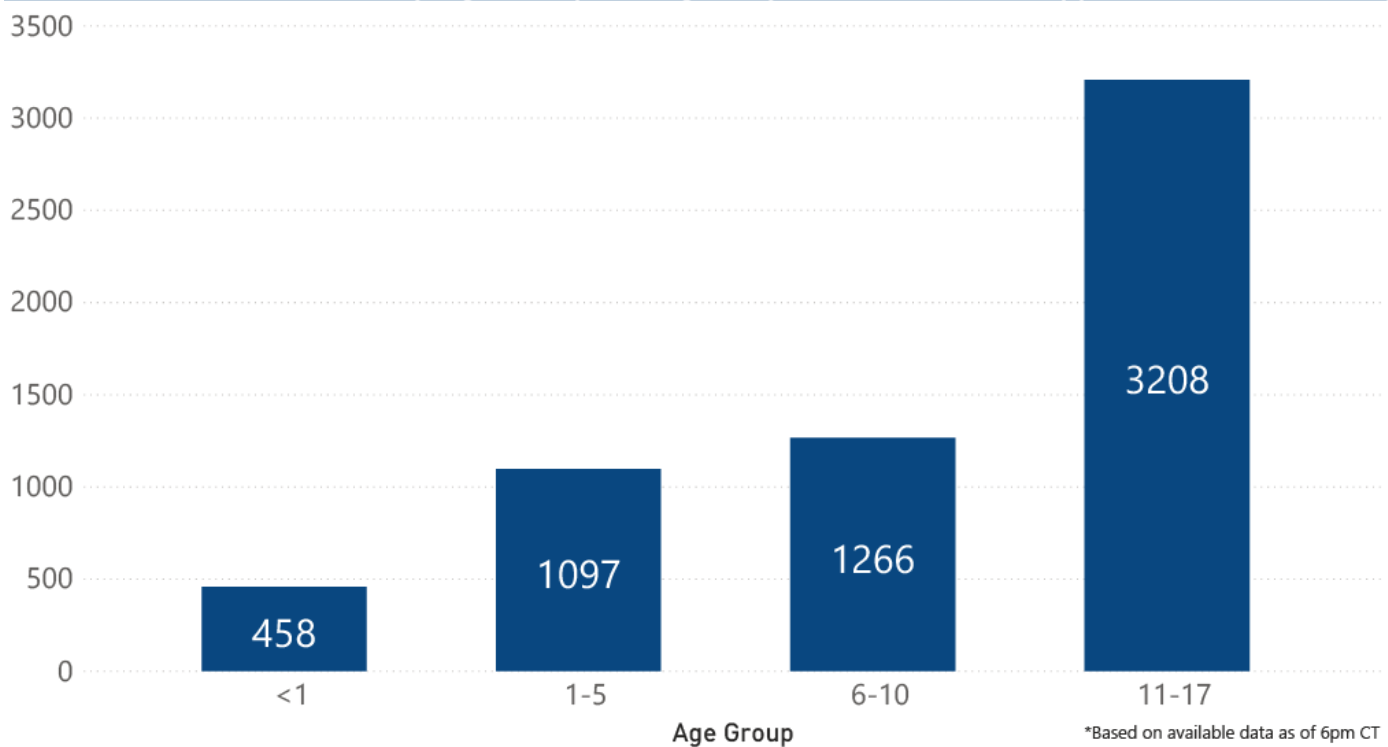
COVID-19 Deaths by Race/Ethnicity through July 31, 2020*, Mississippi



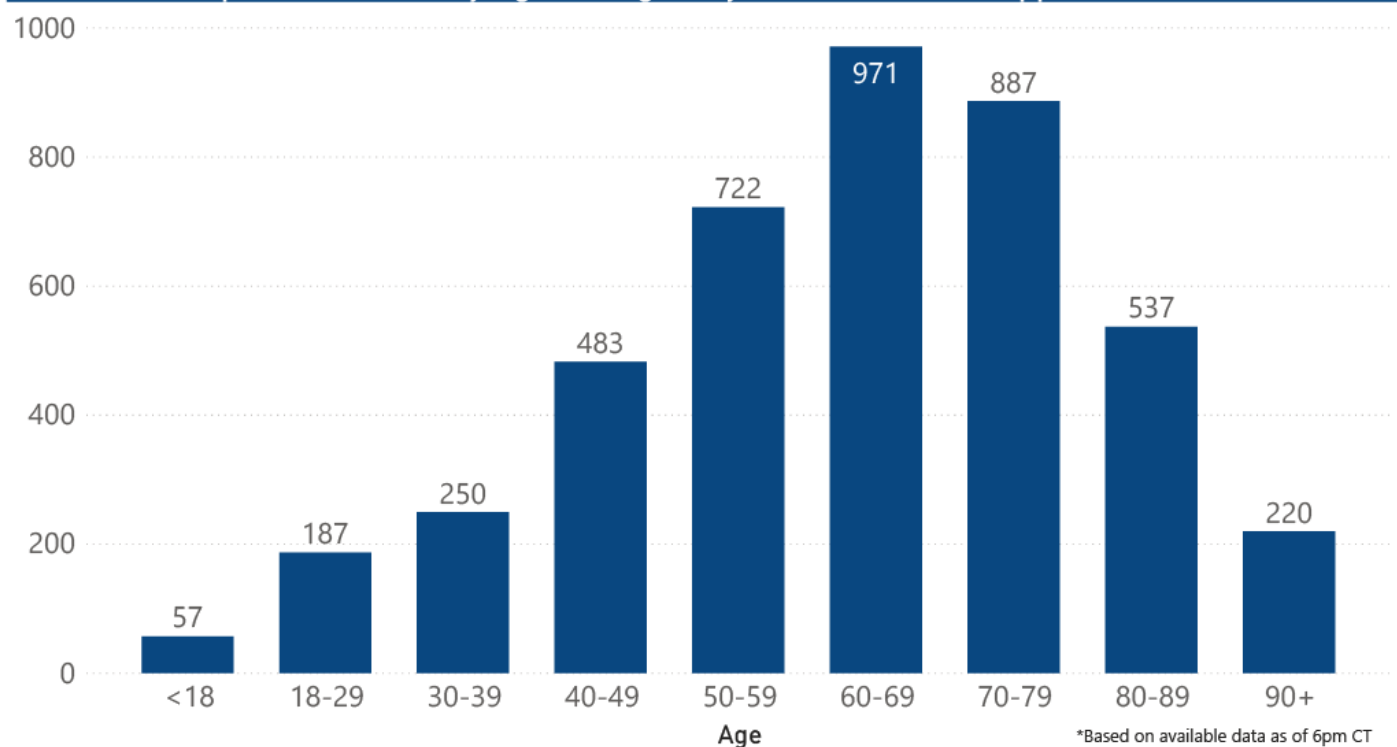
COVID-19 Cases and Deaths by Age Group through July 31, 2020*, Mississippi



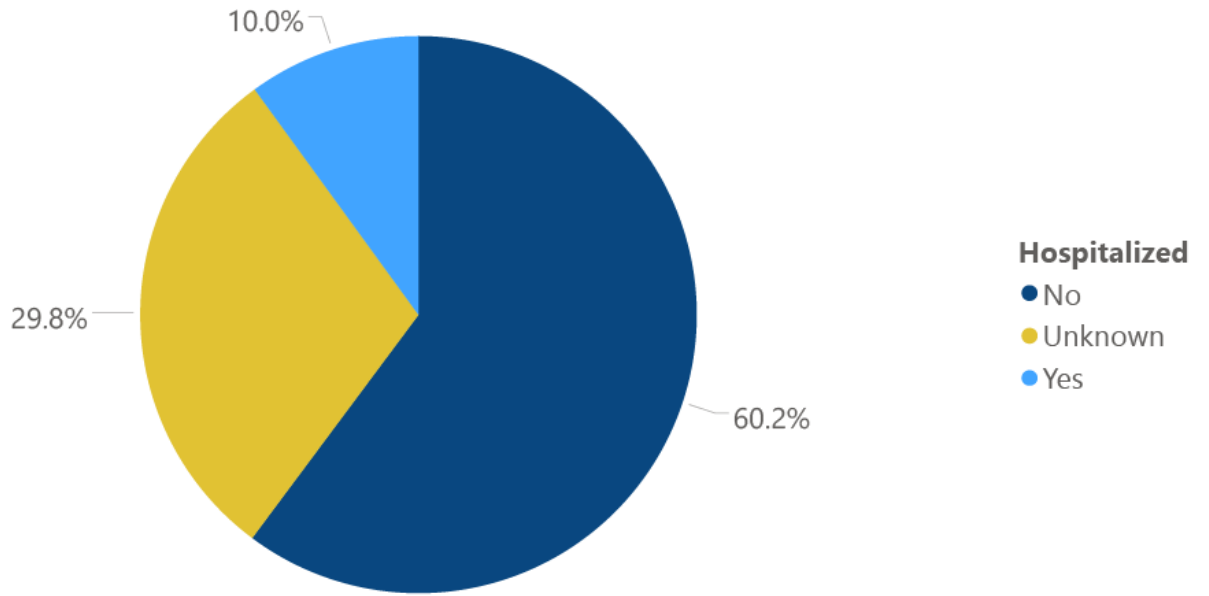
COVID-19 Pediatric Cases by Age Group through July 31, 2020*, Mississippi



COVID-19 Hospitalized Cases by Age through July 31, 2020*, Mississippi



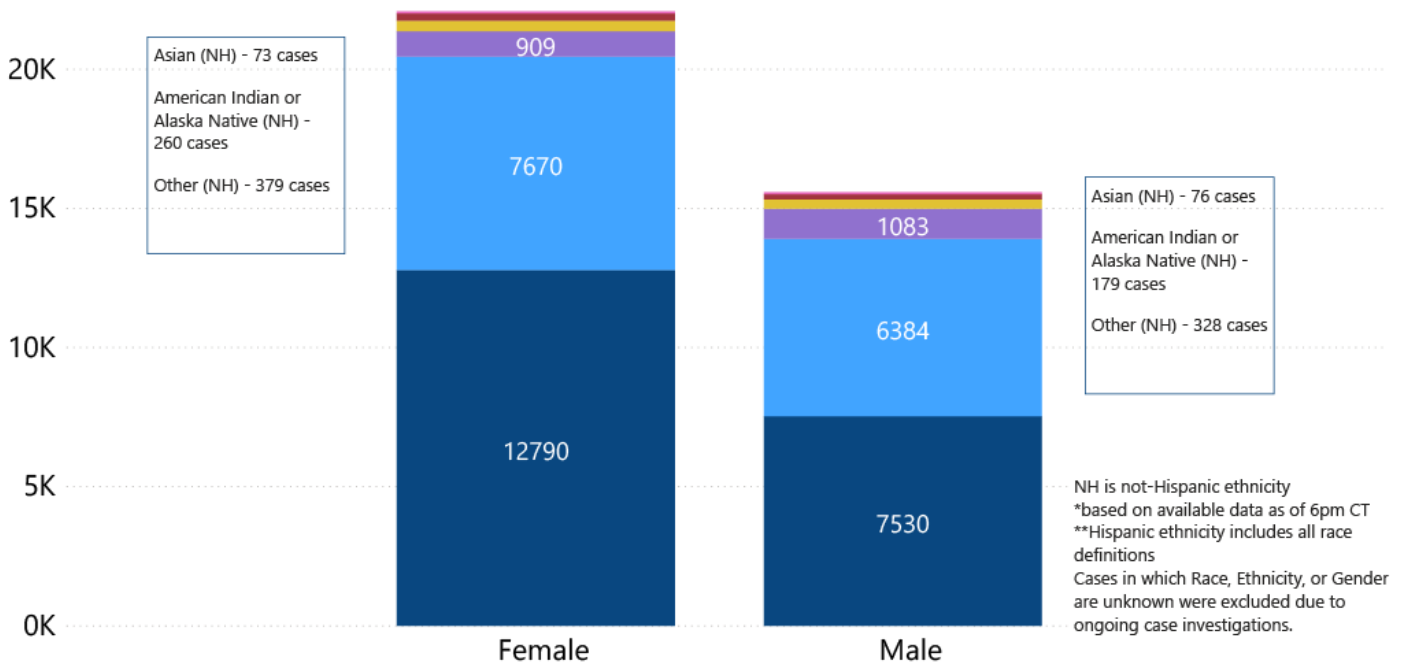
COVID-19 Cumulative Hospitalizations-Investigated Cases July 31, 2020 *



* N=43,105; 16,776 cases excluded due to ongoing investigations, based on available data as of 6 pm CT

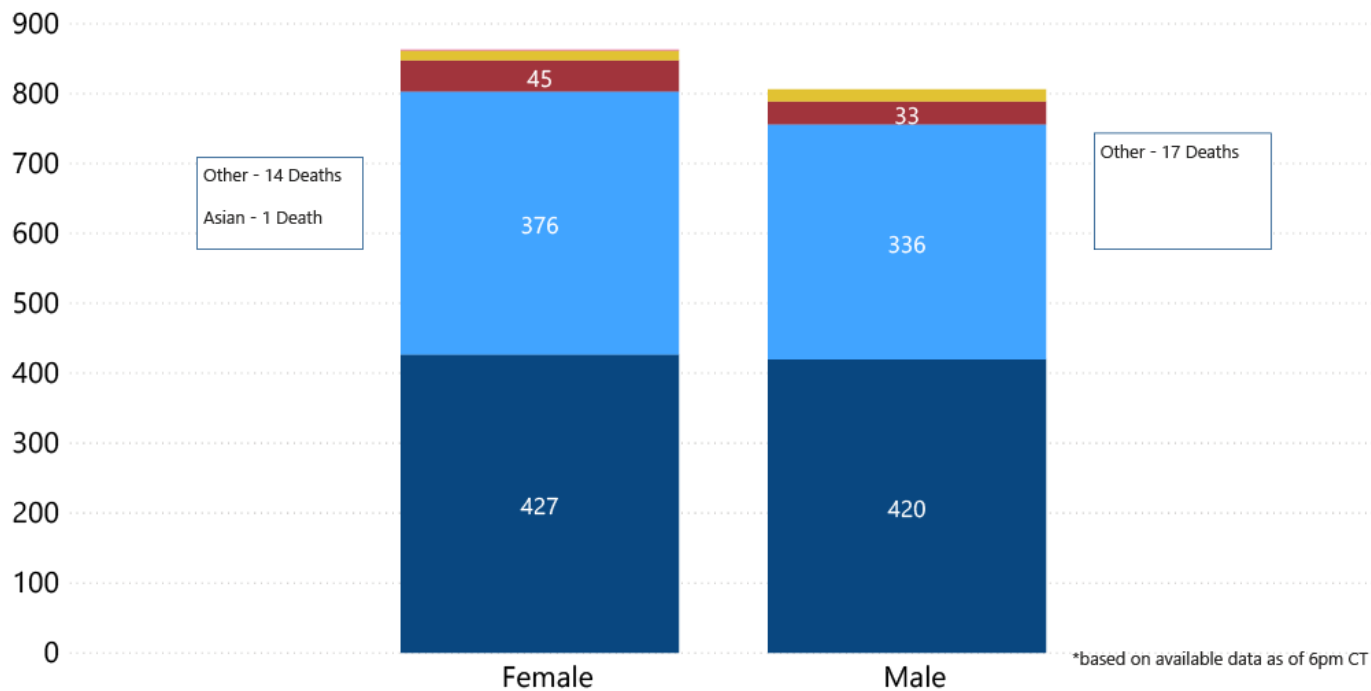
COVID-19 Cases by Race/Ethnicity and Gender through July 31, 2020*, Mississippi

Race/Ethnicity ● Black (NH) ● White (NH) ● Hispanic** ● Other (NH) ● American Indian or Alaska Native (NH) ● Asian (NH)

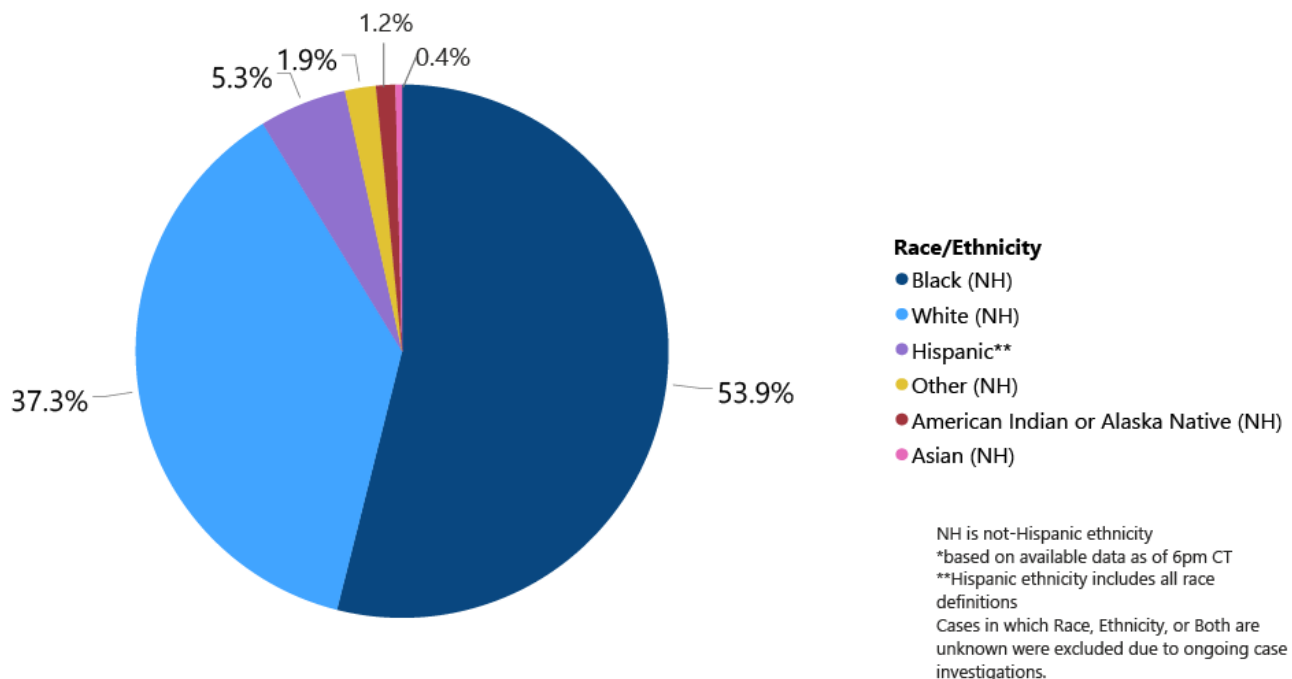


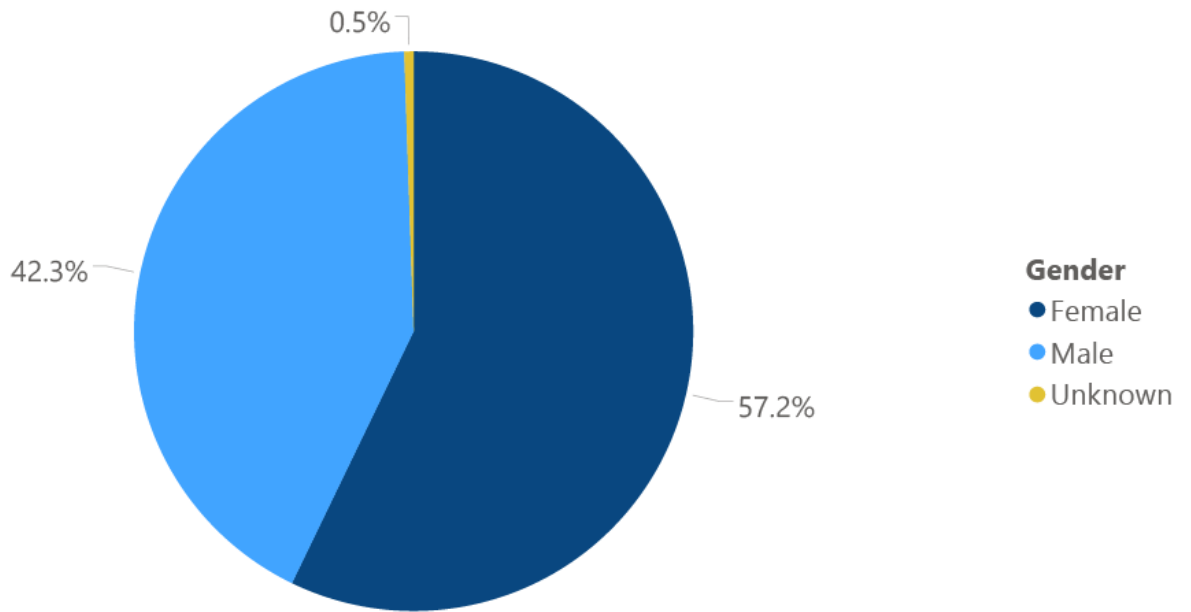
COVID-19 Deaths by Race and Gender through July 31, 2020*, Mississippi

Race ● Black ● White ● American Indian or Alaska Native ● Other ● Asian



COVID-19 Cases by Race/Ethnicity through July 31, 2020*, Mississippi





*Based on available data as of 6pm CT

Weekly High Case and High Incidence Counties

These weekly tables count cases based on the date of testing, not the date the test result was reported, and count only those cases where the date of testing is known.

They rank counties by weekly cases, and by incidence (cases proportional to population). A separate table ranking all counties is also available. **All tables updated weekly.**

► [Full tables of counties ranked by weekly incidence and cases](#) PDF

COVID-19 High Case MS Counties Over 1 Week Period (July 20-July 26, 2020*)

County	Cases (July 20-July 26)	Cases per 100,000 (July 20-July 26)	Cases to Date	Cases per 100,000 Total	Percent Change
HINDS	407	175.6	4624	1994.5	10%
RANKIN	176	113.4	1856	1195.3	10%
MADISON	157	147.7	2096	1972.3	8%
LEE	147	172.1	1020	1193.9	17%
DESOTO	136	73.5	2844	1537.8	5%
FORREST	126	168.2	1428	1906.6	10%
HARRISON	124	59.6	1824	876.6	7%
OKTIBBEHA	114	229.9	981	1978.3	13%
JONES	110	161.5	1591	2336.3	7%
PANOLA	93	272.0	747	2184.7	14%
LAMAR	92	145.2	972	1534.5	10%
BOLIVAR	90	293.8	766	2501.0	13%

*based on available data as of 6pm CT
 Cases based on test date. Cases without test date excluded due to ongoing investigations.
 Table will be updated weekly.

COVID-19 High Incidence MS Counties Over 1 Week Period (July 20-July 26, 2020*)

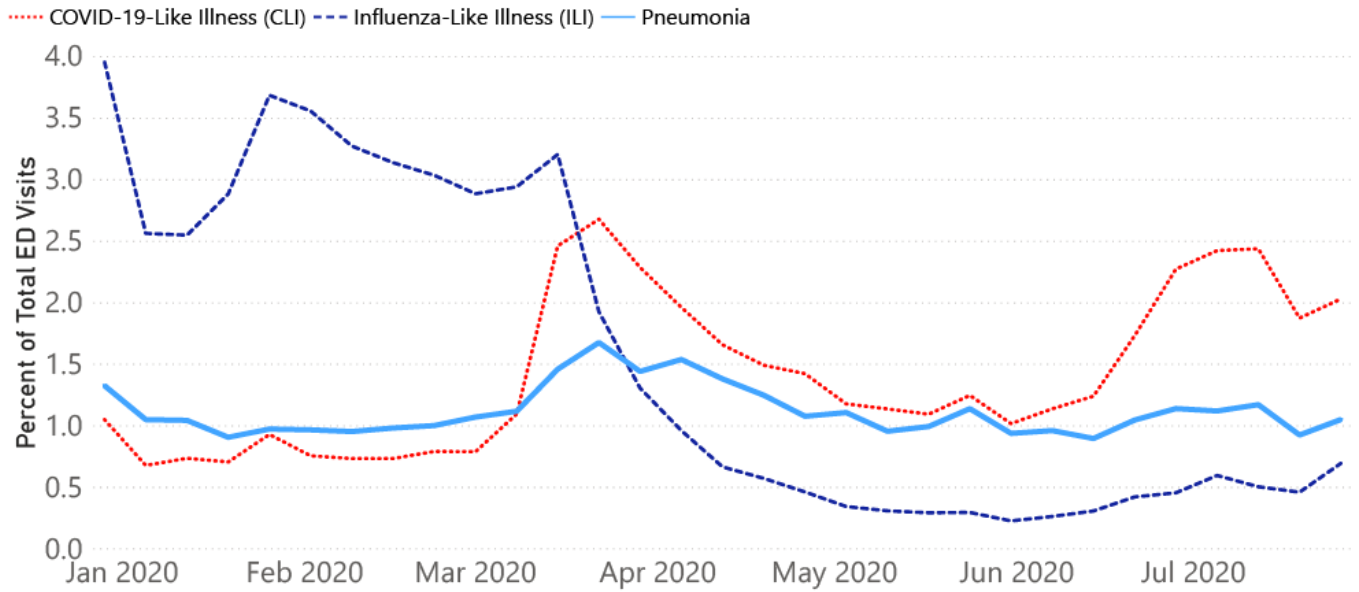
County	Cases (July 20-July 26)	Cases per 100,000 (July 20-July 26)	Cases to Date	Cases per 100,000 Total	Percent Change
QUITMAN	25	368.1	172	2532.4	17%
HOLMES	55	323.3	772	4538.5	8%
BOLIVAR	90	293.8	766	2501.0	13%
PERRY	35	292.3	179	1495.0	24%
COVINGTON	54	289.8	540	2897.6	11%
LAWRENCE	36	286.0	273	2169.1	15%
PANOLA	93	272.0	747	2184.7	14%
TISHOMINGO	52	268.3	230	1186.6	29%
COAHOMA	57	257.6	547	2472.4	12%
GREENE	33	242.9	200	1472.1	20%
MARION	57	232.0	516	2099.9	12%
SHARKEY	10	231.4	103	2383.7	11%

*based on available data as of 6pm CT
 Cases based on test date. Cases without test date excluded due to ongoing investigations.
 Table will be updated weekly.

Syndromic Surveillance

Emergency department visits by those with symptoms characteristic of COVID-19, influenza and pneumonia, updated weekly.

Percentage of Emergency Department and Clinic visits for CLI, ILI, and Pneumonia Cases Weekly Statewide Summary, December 29, 2019 - July 26, 2020



*The graph represents syndromic surveillance data from emergency department visits, reported electronically by hospitals throughout the state, that are consistent with COVID-19-Like Illness (CLI), Influenza-Like Illness (ILI), and Pneumonia. Based on available data as of 6pm CT. Graph will be updated weekly.

Estimated Recoveries

Presumed COVID-19 cases recovered, estimated weekly (does not include cases still under investigation).

COVID-19 Presumed Recovered Cases through July 26, 2020, Mississippi

35,071

Presumed Recovered*

*Reflects Provisional Estimates. Presumed Recovered if:

- 1) It has been 14 days or more since the case tested positive, if they were not hospitalized
- 2) It has been 21 days or more since the case tested positive, if they were hospitalized or hospitalization was unknown.

All deaths excluded. Presumed recovered counts will be updated weekly.

- ▶ [COVID-19 cases in the United States \(CDC\)](#)
- ▶ [U.S. COVID-19 Tracker \(CDC\)](#)
- ▶ [COVID-19 Global Case Map \(Johns Hopkins University\)](#)

COVID-19 Testing

Statewide Combined Testing as of July 31

COVID-19 testing providers around the state include commercial laboratories as well as hospital labs. Combined with testing done by the MSDH Public Health Laboratory, the figures provide a complete picture of all Mississippi testing.

PCR testing detects current, active COVID-19 infection in an individual.

Antibody (serology) testing identifies individuals with past COVID-19 infection based on antibodies they develop one to three weeks after infection.

	Total tests	PCR	Antibody
MSDH Public Health Laboratory	81,887	81,887	0
Other testing providers	395,273	378,707	16,566
Total tests for COVID-19 statewide	477,160	460,594	16,566

MSDH Individuals Tested as of July 31

MSDH Public Health Laboratory (MPHL) testing totals as of 3 p.m. These totals are for tests performed at the MPHL only.

- Total individuals tested by the MPHL: **65,715**
- Total positive individuals from MPHL tests: **7,197**

Getting Tested for COVID-19

The MSDH Public Health Laboratory, its partners, and private providers are testing statewide for COVID-19.

Anyone with symptoms of fever, severe cough or severe chest pains – especially those who are older or in poor health – should make arrangements for testing with their doctor or one of the many healthcare providers now performing testing. Healthcare providers can assess your health history and symptoms, and perform testing for COVID-19 as needed. MSDH is also helping conduct free drive-up testing sites in many parts of the state. **Always call ahead to the testing provider for instructions on safely being examined before you visit for your test.**

- ▶ [Find a COVID-19 testing provider near you](#)

- ▶ [Video: A tour through COVID-19 testing at the MSDH Public Health Lab](#)

Prevention and Guidance for Individuals and the Community

▶ [Preventive steps to take, recommendations, guidance and general information on COVID-19](#)

Our free newsletter includes monthly disease updates:



Last reviewed on Mar 5,
2020

[error on this](#)

[email page](#)

[print](#)

Related resources

▶ [Local COVID-19 Testing Providers](#)

▶ [COVID-19 Guidance and Prevention for Individuals and the Community](#)

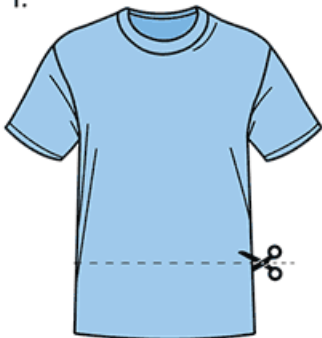
Updated July 25, 2020

More topics

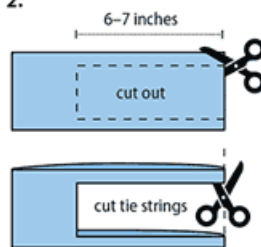
- ▶ [\[Espanol, Tieng Viet, ASL \]](#)
- ▶ [COVID-19 County Data](#)
- ▶ [COVID-19 Hospital Reports](#)
- ▶ [Diagnostic Testing EUA](#)
- ▶ [Handouts and Posters](#)
- ▶ [Healthcare Professionals](#)
- ▶ [Interactive Map and Charts](#)
- ▶ [Prevention and Safety Guidance](#)
- ▶ [Testing for COVID-19](#)

Make your own face covering

1.

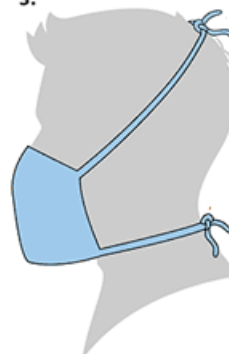


2.



[FIND OUT MORE](#)

3.



AGENCY

[About Us](#)

[Administration](#)

[Board of Health](#)

[County Offices](#)

[Institutional Review](#)

[Jobs](#)

[Locations](#)

[Public Health Laboratory](#)

[RFPs/Grants](#)

[More »](#)

[Intranet](#)

[OHIT+ER Service Center](#)

[Webmail](#)

INFORMATION

[Apps](#)

[Calendar of Events](#)

[Contact Us](#)

[Meetings](#)

[Health Resources](#)

[Hotlines](#)

[Locations](#)

[News](#)

[Newsletter](#)

[Phone Numbers](#)

[Español](#)

I NEED A ...

[Birth Certificate](#)

[Certificate of Need](#)

[Children's Health Insurance](#)

[Complaint Form](#)

[Criminal History Check](#)

[Death Certificate](#)

[Divorce Record](#)

[Food Permit](#)

[Immunization Record](#)

[J-1 Visa](#)

[License Verification](#)

[Marriage Record](#)

[Professional License](#)

[Public Records Request](#)

[Wastewater Application](#)

PUBLICATIONS

[Annual Report](#)

[CON Weekly Reports](#)

[Health Facilities Directory](#)

[Mississippi Morbidity Reports](#)

[Public Health Report](#)

[State Health Plan](#)

[Strategic Plan](#)

[More »](#)

